



The Impact of the Recession on Ireland's Community and Voluntary Organisations

Pre-Budget Survey
November 2009





About the survey

- The survey was conducted by The Wheel between 2 and 11 November 2009;
- The questionnaire was distributed to 720 community and voluntary organisations based in the Republic of Ireland. A total of 246 organisations (34%) completed the survey;
- The survey follows on from a similar survey conducted in June 2009.
- The majority (53%) of the organisations surveyed employ 10 or fewer permanent staff (including all full-time, part-time, FÁS Job Initiative and Community Employment staff).
- Most (56.7%) have a total annual turnover above €250,000, 30% of which reported turnovers higher than €1,000,000.
- More than a quarter (26.3%) work in the areas of Health and Disabilities, while (18.1%) work in the areas of Children, Youth and Education.



53% employ 10 or fewer permanent staff.

3. How many people are employed by your organisation (including all full-time, part-time, FÁS Job Initiative and Community Employment staff)?

		Response Percent	Response Count
None (volunteers only)		7.8%	19
5 or less		26.7%	65
6-10		18.5%	45
11-20		19.8%	48
21-50		13.6%	33
51-100		6.6%	16
More than 100		7.0%	17



56.7% have a total annual turnover above €250,000



2. What is your organisation's total annual turnover?

		Response Percent	Response Count
Up to €25,000		6.2%	15
€25,001 - €80,000		10.7%	26
€80,001 - €250,000		23.9%	58
€250,001 - €1,000,000		26.7%	65
€1,000,001 - €5,000,000		19.3%	47
€5,000,001 - upwards		10.7%	26
Don't know		2.5%	6



Nearly 70% have not recruited any paid staff since June 2009



5. Has your organisation recruited any new paid staff since June 2009?

		Response Percent	Response Count
Yes		30.2%	71
No		69.8%	164



Nearly 10% have made paid staff redundant since June 2009

6. Has your organisation made any permanent and paid positions redundant since June 2009?

		Response Percent	Response Count
Yes		9.8%	23
No		90.2%	212



6% plan to make more staff redundant over the next six months, while 34.9% will consider making staff redundant if their financial position deteriorates.

8. Is your organisation planning to make any permanent staff redundant in the next six months?

		Response Percent	Response Count
Yes, we are definitely planning redundancies		6.0%	14
No, we currently have no plans to make staff redundant		51.5%	121
We may make staff redundant if our financial situation changes		34.9%	82
Don't know		7.7%	18



Most organisations (57.5%) have fewer than 10 active volunteers


10. How many volunteers are currently active in your organisation? (excluding board-level volunteers)

		Response Percent	Response Count
None		21.3%	50
1-5		24.7%	58
6-10		11.5%	27
11-20		12.3%	29
21-30		6.8%	16
31-50		7.7%	18
More than 50		15.7%	37



67% say their statutory funding has been reduced in the past 12 months

Has there been a change in the level of statutory funding your organisation received during the past 12 months?





75% said their overall income is down in past six months

How has your organisation's overall income changed in the past six months?

Unchanged		17.2%
Increased		4.8%
Reduced 1 to 5%		22.1%
Reduced 6-10%		23.4%
Reduced 11-20%		15.9%
Reduced 21-30%		9.7%
Reduced 30-50%		2.1%
Reduced more than 50%		2.1%
Don't know		2.8%



44.8% do not fundraise directly from the public

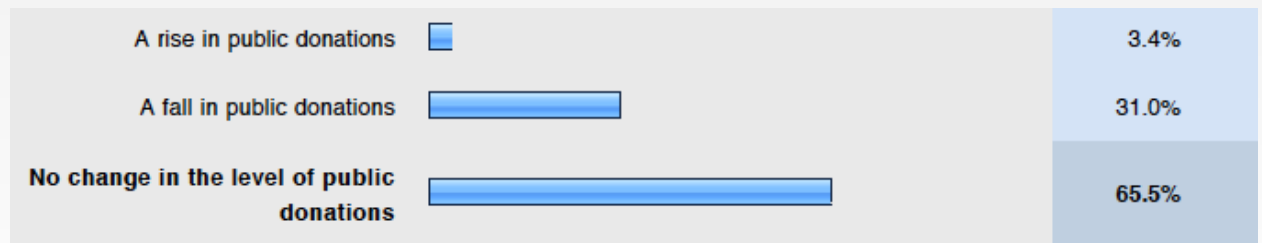
What percentage of your organisation's total annual income is generated through fundraising from the public?

none		44.8%
less than 5%		24.1%
6-20%		6.9%
11%-20%		4.1%
21%-50%		6.2%
51%-80%		4.8%
81%-100%		9.0%



31% reported a fall in public donations during the first six months of 2009


Over the past six months, has your organisation experienced..(?)





93% said human resources are their single biggest expense

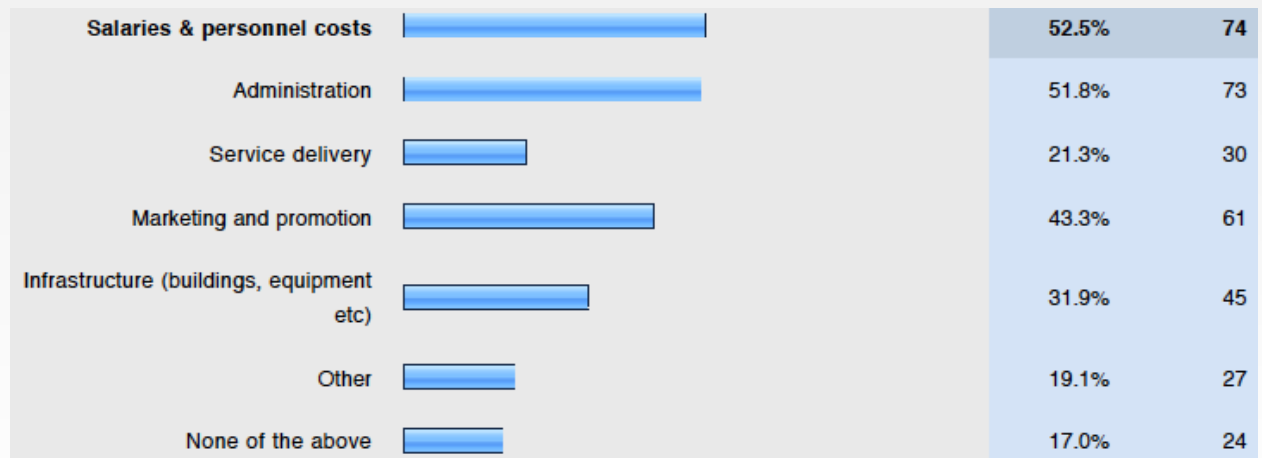
What is currently your organisation's single biggest expense?





52.5% are cutting back on salaries and personnel costs


Please indicate in which (if any) areas, your organisation has reduced spending over the past six months.





59.6% have suspended or delayed projects during the past six months due to funding

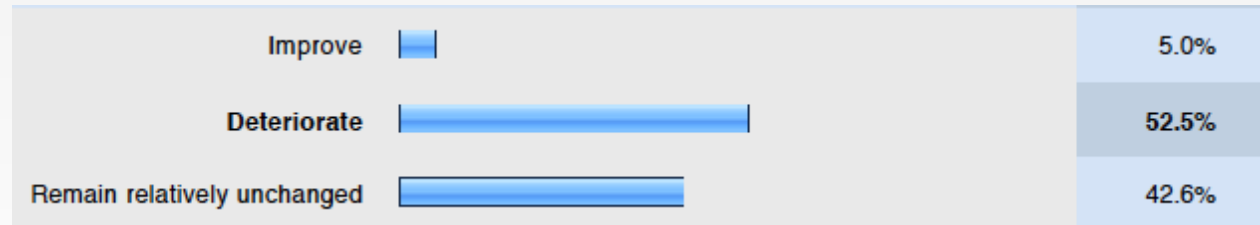
Has your organisation suspended or delayed any projects during the past six months, due to financial considerations?





52.2% expect their financial situation to deteriorate during the next six months

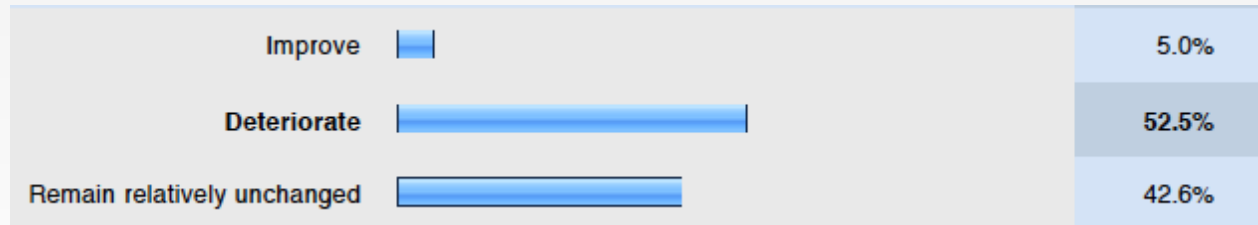
Do you think your organisation's general financial situation will improve or deteriorate over the next six months?





52.2% expect their financial situation to deteriorate during the next six months

Do you think your organisation's general financial situation will improve or deteriorate over the next six months?





© Published by The Wheel, 2009



The Wheel is a national support and representative body for community, voluntary and charitable organisations. We provide a wide range of support services, information and training to individuals and organisations involved in community and voluntary activity.

The Wheel
Irish Social Finance Centre,
10 Grattan Crescent, Inchicore, Dublin 8, Ireland.
Tel 353-1- 454 8727 // Fax 353-1- 454 8649
E-mail: info@wheel.ie // Web: www.wheel.ie